

' i a ¥ ®' ± ® i μ' - & i ± '°'

Table of Contents

Mission

Seek Knowledge

	Very Much	Much	Moderately	Little	Very Little
	38%	40%	20%	2%	0%
	42%	42%	15%	1%	1%
	38%	44%	16%	2%	1%
	37%	40%	18%	3%	2%
	45%	34%	18%	3%	1%

Affirm Faith

	Very Much	Much	Moderately	Little	Very Little

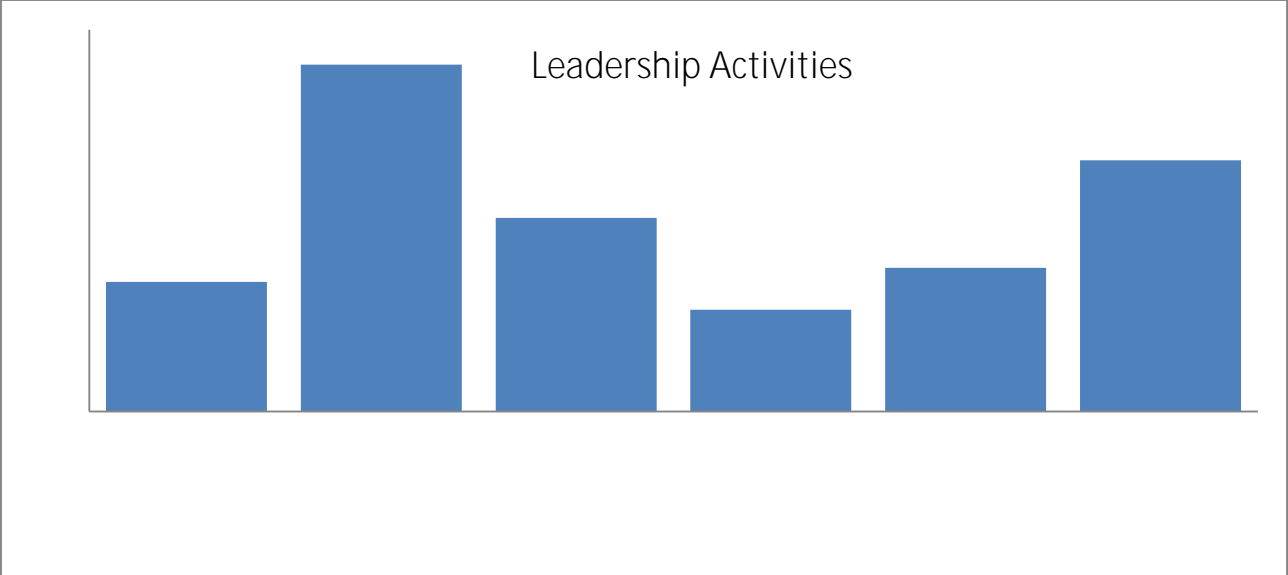


Figure 4. Types of leadership activity involvement while at Andrews , (n=377)

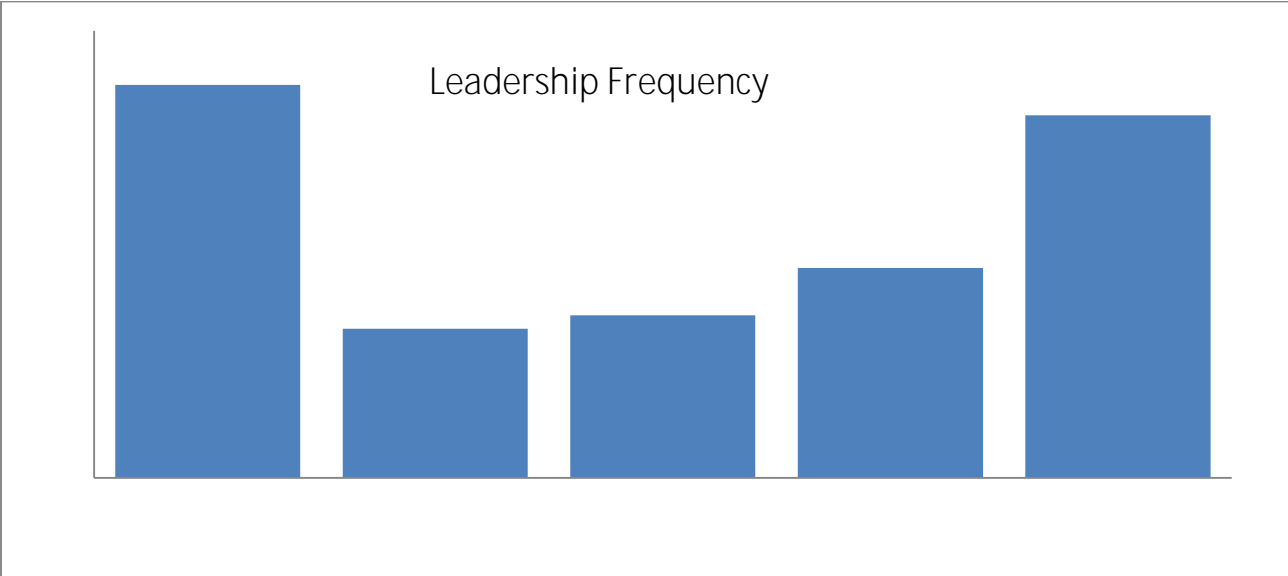


Figure 5. Frequency of leadership activities while at Andrews (n=377)

Figure 6. Mission ratings, highest to lowest

Major

Spiritual Commitment

	63%	27%	7%	3%	1%
	71%	21%	4%	3%	1%
d} •μ u]š š} ' } [• Á]oo	59%	28%	7%	4%	1%

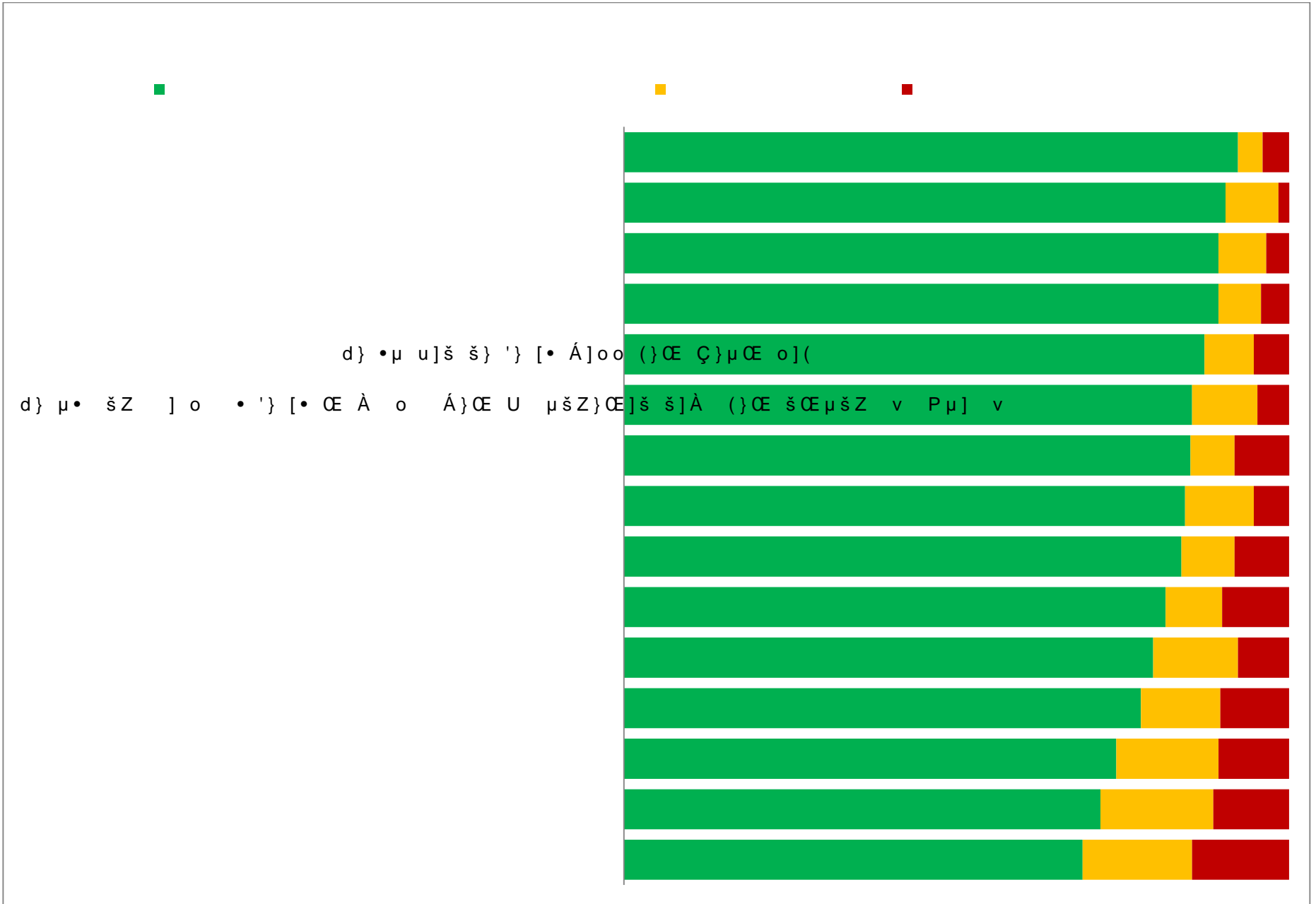


Figure 8. Spiritual Commitment ratings, highest to lowest

Program of Study

Program	n	%	Program	n	%
<u>School of Education</u>			<u>School of Architecture, Art and Design</u>		
Education, Elementary	11	2.92%	Architecture, Architectural Studies	19	5.04%
Education, Secondary	3	0.80%	Graphic Design	10	2.65%
Total	14	3.72%	Photography, Documentary Video	9	2.39%
<u>College of Arts and Sciences</u>			Art, Art History, Visual Art, Art Education	7	1.86%
Biology, Molecular Biology	30	7.96%			

	211	56%
	96	25%
	51	14%
	14	4%
	5	1%

	183	49%
	189	51%